

# Dual

PARAMOTOR  
**maximise  
the fun**


## TARGET

The Dual is designed for commercial and hobby paramotor/paratrike/motorhead pilots who use this aircraft as a safe tool to maximise the flying experience with their friends, family and customers. Thanks to Bruce's easy launch, power steering and Cord Cut Billow (CCB), the Dual is for the pilot that wants impeccable safety, easy launch/landing characteristics, light handling, reflex stability, brilliant performance and stable speed.

## DESCRIPTION

The Dual is a both DGAC and EN-B rated versatile tandem paramotor wing, designed by Bruce to maximise the fun. With one size at 40m<sup>2</sup> flat and a weight range of 120 - 250 kg it is the ideal size for light tandem trikes and tandem paramotors. We have added CCB to the Dual's leading edge to improve inflation, stability, and performance. The Dual is equipped with trimmers that create a light reflex profile when engaged so pilots can adjust the trim according to their setup and enjoy stable speed while touring.

<b>Easy</b>	<b>Power</b>
launch weight	steering weight range
<b>7.5kg</b>	<b>120-250kg</b>



REEF

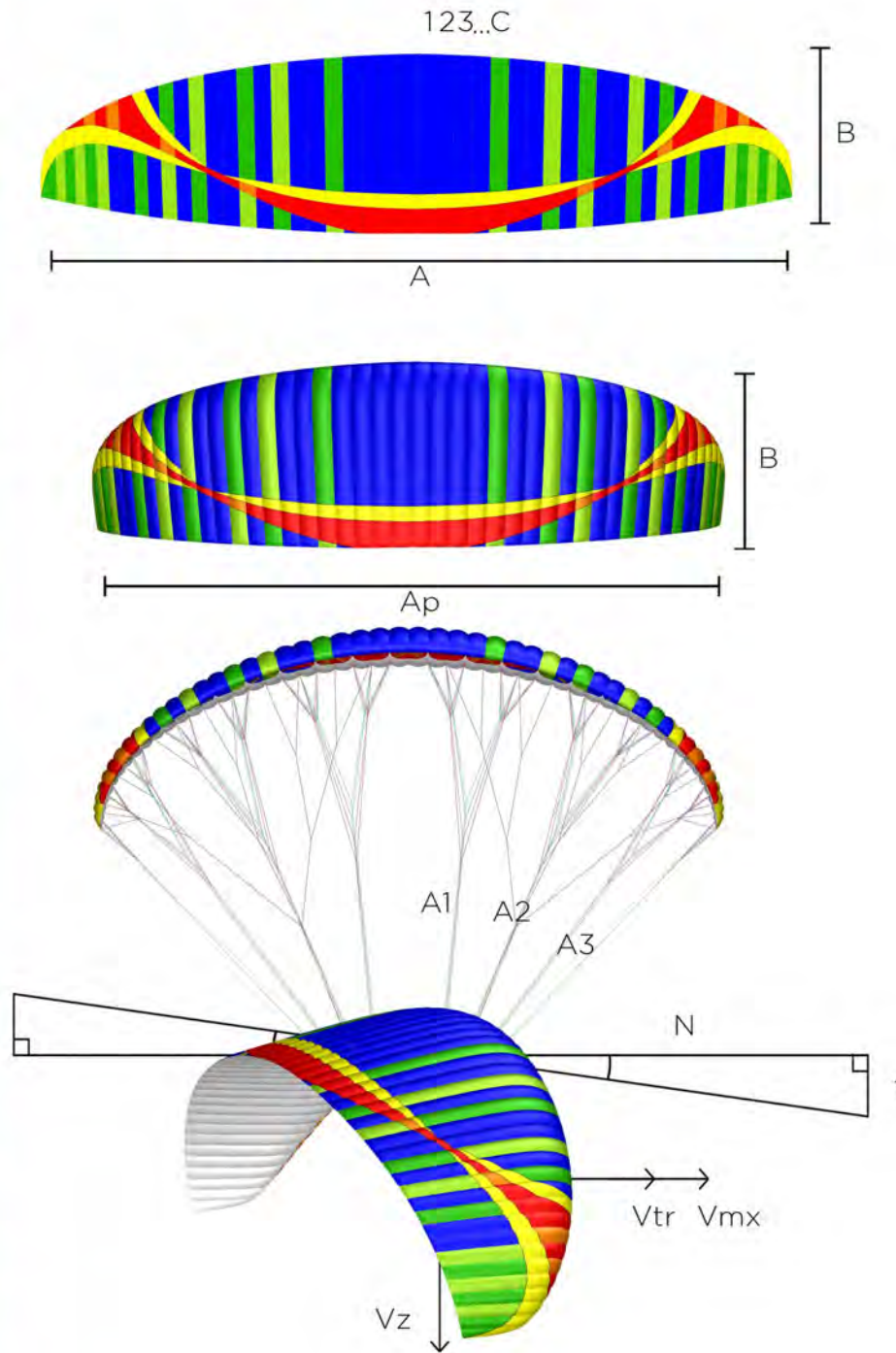
DOLPHIN

TURTLE

Find out more - [www.flybgd.com](http://www.flybgd.com)

*Bruce Goldsmith*








# Dual

## TANDEM PARAMOTOR

40

	120 - 250	kg
	450	m
	7.5	kg
A	15.56	m
B	3.46	m
A X B	40.00	m <sup>2</sup>
A / B	5.30	
C	52	
Ap	11.50	m
Ap X B	34.33	m <sup>2</sup>
Ap / B	3.88	
Ax/Bx/Cx/Dx	3/4/3/2	
Vtr	42	km/h
Vmx	52	km/h
Vz	1	m/s
N	9	